

Breeder





CHAIN FEEDING

Tavsan chain feeding system is specially designed for breeders. With its simplicity both pallet and dust feed can be distributed to the birds easily. Its strong structure offers long life to the users.



- Distributes the feed equally and rapidly throughout the entire house.
- Helps the birds to reach to the feed easier.
- Various alternatives of installation
- Easy installation, maintenance, and cleaning.

SUSPENDED CHAIN FEEDING SYSTEM

- The feed is distributed when the feeding system is suspended. Therefore there is a uniform feed distribution throughout the feeding line when the system is lowered down on bird's head level.
- After the feeding process the system is lifted up to offer more space for animals.
- Keeps the feed clean at all times. Easy to maintain, assemble, and clean.
- The feed hopper can be detached from the system which makes it possible to lift the feeding line up to the ceiling.



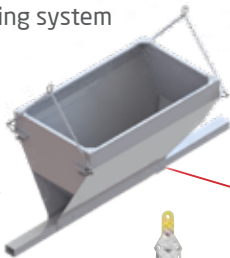
Motored winch



Drive unit for suspended chain feeding system



Suspended detachable chain feeding hopper



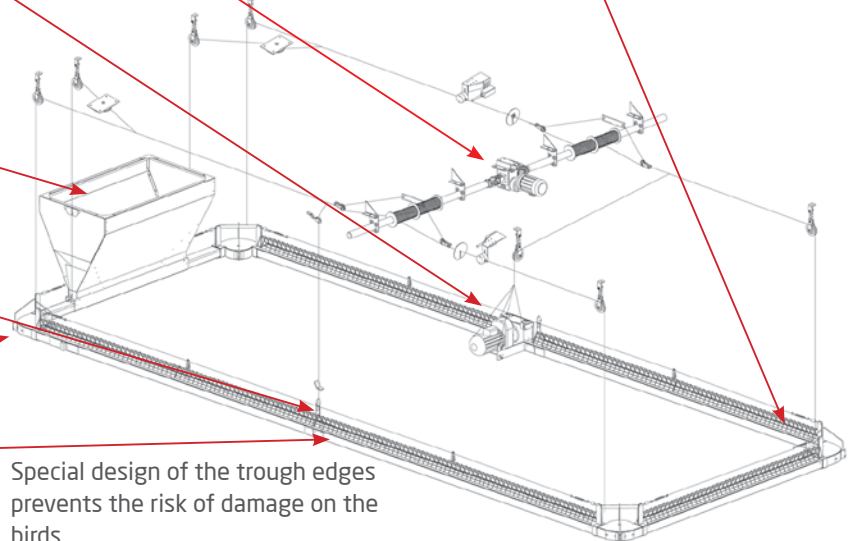
- Connection bridge for suspended trough
- Hanging wire for trough
- Shock wire fixing unit



Suspended Chain Feeding



Special design of the trough edges prevents the risk of damage on the birds.




CHAIN FEEDING


CHAIN FEEDING SYSTEM ON STANDS

- The system is very easy to assemble and unassemble. The height of the system is adjusted through the support legs.
- The system offers easy installation, maintenance, and cleaning.
- Offers many different layout alternatives.
- Can also be supplied with faster drive unit for quick feed distribution.


Chain tensioning winch



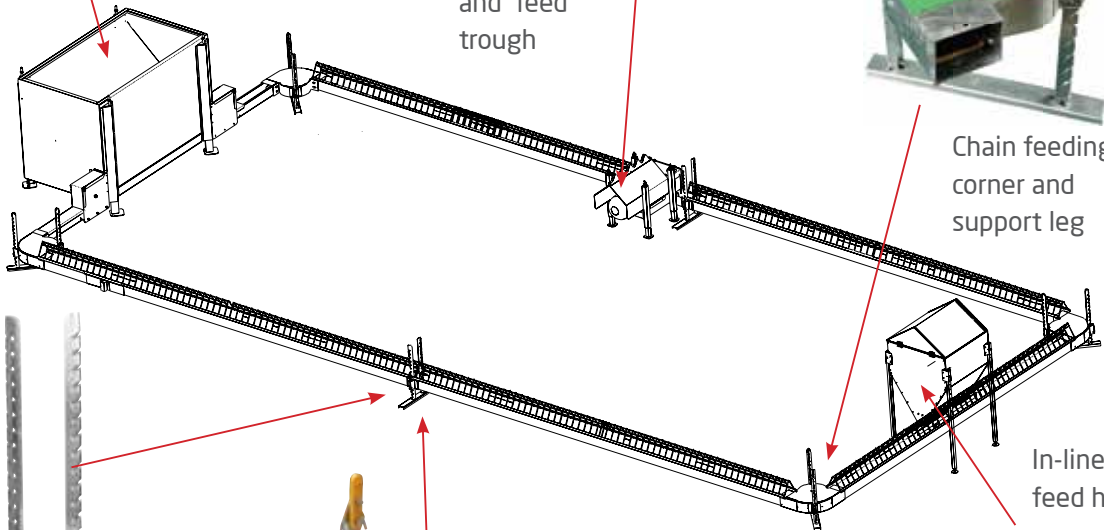
Chain feeding standing hopper



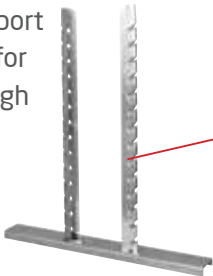
Grill wire and feed trough




Chain feeding corner and support leg



Support leg for trough



In-line feed hopper



Connector for trough




Trough types

Drive unit connection trough

Connection bridge for trough

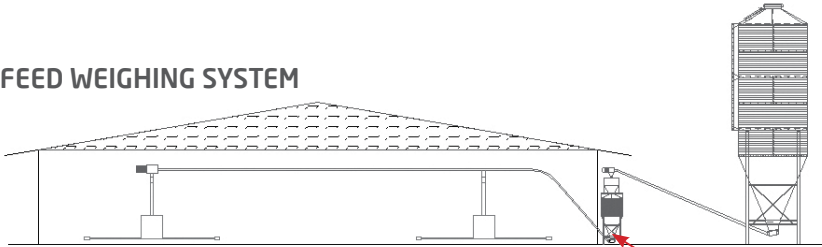
Chain feeder trough
Cleaning trough

Connection bridge for trough





FEED WEIGHING SYSTEM



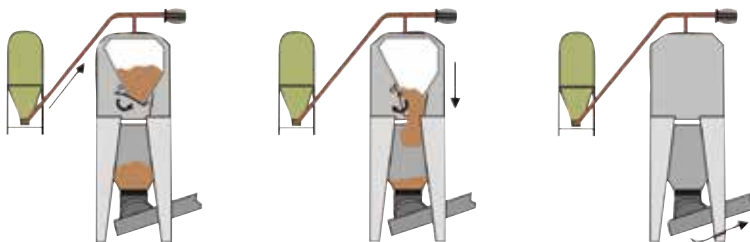
MECHANICAL BATCH WEIGHER

Tavsan mechanical batch weigher has a simple and solid structure. It operates for many years without causing any problems. The weigher is suitable to be used for broiler, layer, and breeder houses. It makes weighing in 10 kg batches.



ELECTRONIC BATCH WEIGHER

It is used to transport the required amount of feed to the hoppers inside the house through the manual or automatic drop kits. The feed distribution program that enables the distribution of the feed to the right hopper at the required time with the required amount is done through the suitable processor.



LOADCELL WEIGHING SYSTEM

Feed quantity in the silo can be monitored and restored when used with appropriate controller. Restricted feed delivery is possible.





MALE FEEDING

The feeding of the males are done manually or with motor. It is easy to install and use. It has the advantage of distributing the feed equally throughout the line. After the feed is delivered to the feeding line, the lines are lowered to the ground level by manual or motored winches for the males to reach the feed at the same time.



The pan height is suitable for limited feeding and the feed adjustment levels makes this feeder ideal for male feeding in breeder houses. The feed flow can be stopped with the help of the feed stopper inside the feeder cone.

SPIN FEEDER

The spin feeder system distributes the feed equally and quickly to a wide and circular area in rearing houses. It reduces the stress of reaching the feed in the house during feeding.

ADVANTAGES

- Able to increase the density of birds per square meter.
- Distribution of equal amount of feed in a wide area, helps the birds to reach the feed easily.
- Reaches maximum number of birds with each feeder.
- Operates and fills the feed automatically.
- Ease of feed distribution with the central control unit.
- Minimum maintenance and break down thanks to its stainless steel and solid plastic materials.




Roof mounted
winchable




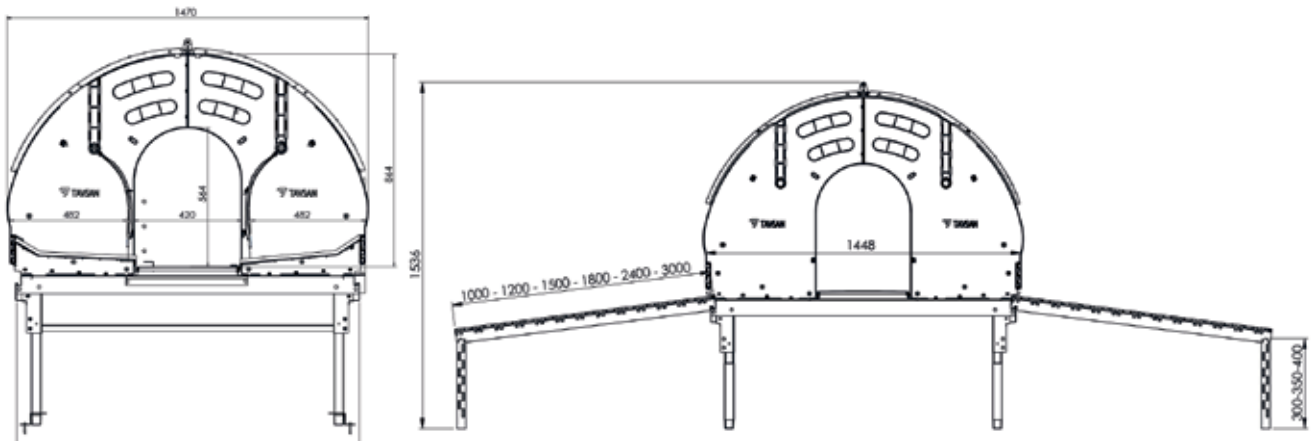
Free
standing

Tavsan



Tavsan  Automatic Nest has a unique shape that is completely different than the conventional automatic nests in the market. Due to the specially constructed design there will be far more air volume and wider area that is greatly contributing to bird's welfare during egg laying.

The nest is almost made of all plastic materials, another curical difference than the existing standard automatic nests. All virgin plastic structure make Tavsan  far more durable in the long term, prevent bacterial growth forming up on the integral side walls and add flexibility and strength to the body.



ADVANTAGES

- Nest with high air volume (0,42 m³ per cell)
- Can be manufactured in 300 - 350 -400 mm. heights according to customer preference
- Up to 50% labour saving
- Improved hygiene
- Cracked egg numbers are kept to a minimum
- Specially selected shape and colour for less floor eggs
- High litter quality
- Eggs can be collected any time during the day
- The expel system prevents the birds sleeping in the nest during the night. This offers more clean eggs.
- The nest top is hinged so that the user can open and check inside the nest any time





Tavsan silo and flex auger systems offers the user to store and transfer the feed fresh and clean.




1

The high-quality galvanization (350 gr/m²) and the corrugation lead to an excellent light reflection and prevent any greenhouse effect inside the silo.



2

Mechanical filling kit is standard in all of our silos. Pneumatic filling is optional. If required, both of the filling alternatives are available in a single silo.



3

The standard feed view window on the silo body allows you to check the feed level inside the silo.




4

The standard ladder, safety cage and handrail are designed for maximum safety.



5

Extended ladder to the ground level is also available as an option for all of our silos.



6

The thickness of the funnel and roof sheet is 1,2 mm.



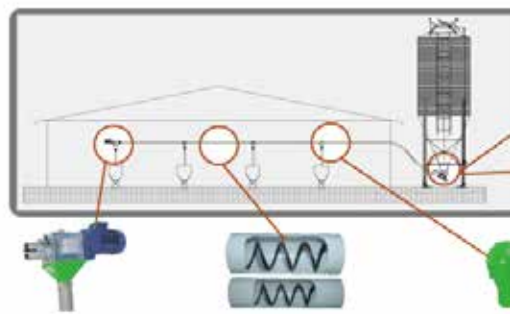
Drop kit operated manual



Drop kit with automated valf



Feed transport options



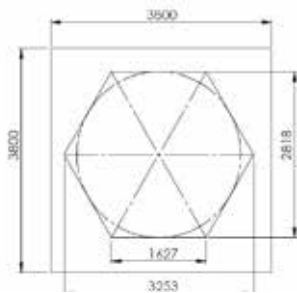
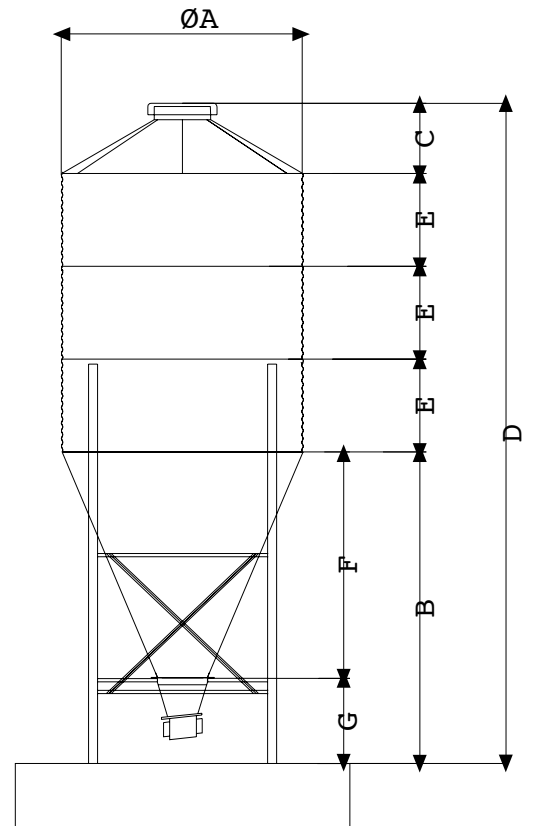
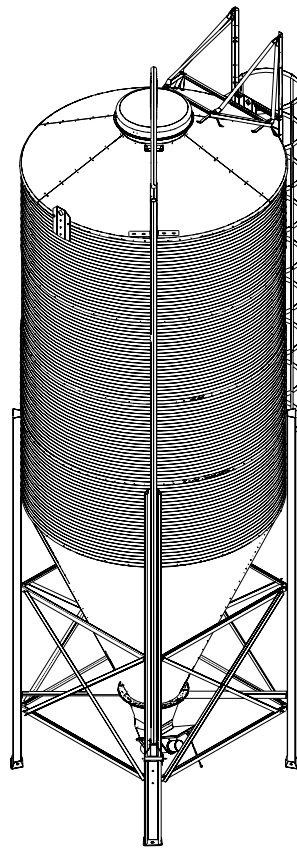
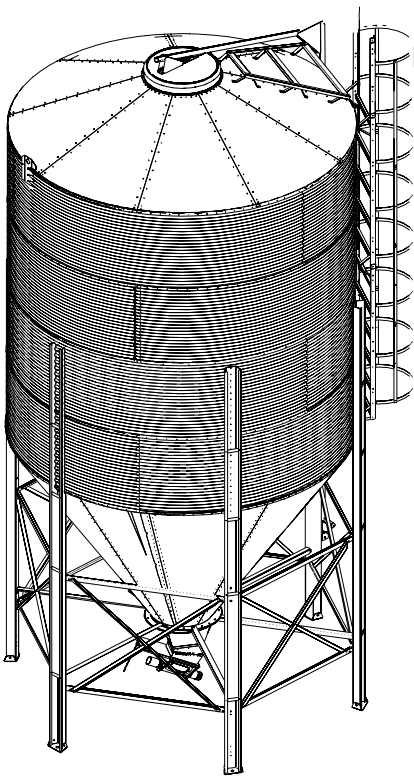
90 mm or 75 mm DRIVE UNIT

90 mm or 75 mm PVC PIPE

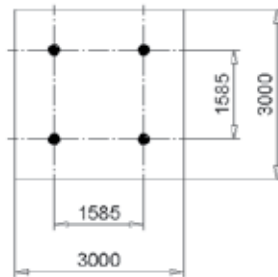
90 mm or 75 mm DROP OUTLETS

- Tavsan silos are offered for mechanical and pneumatic filling.
- In mechanical filling silos, the feed is filled trough the top cover which can be easily opened with an arm.
- In pneumatic filling silos the feed is delivered to the silo with air pressure. This way the feed trucks does not enter to the farm which offers high biosecurity.
- It is also possible to fix a syclon on the top of the

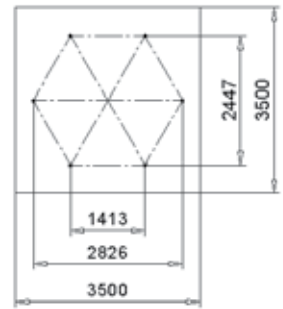
- This way the feed which is delivered from the truck by high air pressure comes first to the syclon and slows down and than enter to the silo. This offers less damage on the pallet and also stops the dust which appears during filling process.
- In pneumatic silos, the feed filling pipes can be offered with two options; with flange and with coupler.



25 Ton silo concrete dimensions



Base concrete drawing for 4-leg silos



Base concrete drawing for 6-leg silos

| 6 LEG SILOS | | | | | | | | | | 4 LEG SILOS | | | | | | | | | | |
|-----------------|--------------------------------------|-----------------|------|------|------|-----|------|-----|---|-----------------------|-----------------|--------------------------------------|-----------------|-----|------|-----|------|-----|---|-----------------------|
| CAPACITY Ton | CAPACITY m ³ VOLUME | DIMENSIONS (mm) | | | | | | | | NUMBER OF RINGS | CAPACITY Ton | CAPACITY m ³ VOLUME | DIMENSIONS (mm) | | | | | | | NUMBER OF RINGS |
| | | A | B | C | D | E | F | G | A | | | | B | C | D | E | F | G | | |
| 10.5 | 15.6 | 2742 | 2730 | 515 | 4855 | 805 | 2145 | 585 | 2 | 6 | 9.4 | 2150 | 2730 | 500 | 4850 | 810 | 2145 | 585 | 2 | |
| 13.5 | 20.5 | 2742 | 2730 | 515 | 5715 | 805 | 2185 | 600 | 3 | 8 | 12.1 | 2150 | 2730 | 500 | 5660 | 810 | 2145 | 585 | 3 | |
| 16.5 | 25.25 | 2742 | 2730 | 515 | 6520 | 805 | 2185 | 600 | 4 | 10 | 14.8 | 2150 | 2730 | 500 | 6470 | 810 | 2145 | 585 | 4 | |
| 19.5 | 30.25 | 2742 | 2730 | 515 | 7325 | 805 | 2185 | 600 | 5 | 12 | 17.5 | 2150 | 2730 | 500 | 7335 | 810 | 2145 | 600 | 5 | |
| 25 | 37 | 3186 | 3291 | 1208 | 7790 | 810 | 2527 | 764 | 4 | | | | | | | | | | | |




EXTENSION BOOTS

When the capacity of the standard flex auger system is not enough, feed extension boots can be used to deliver the feed to longer distances.

WEIGHING SYSTEM WITH LOADCELLS

Feed quantity inside the silo can be monitored and restored when loadcells are used with appropriate controller. Restricted feed delivery is possible.



90° Extension booth

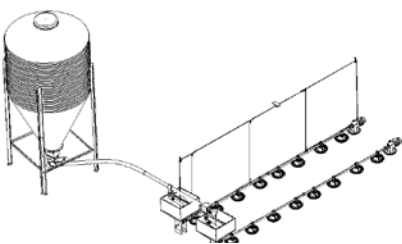



180° Extension boot

TECHNICAL SPECIFICATIONS

| | | | |
|---|-----------------------------|-----------------------------|--------------------------|
| Feed transport system | 75 mm | 90 mm | 125mm |
| Feed transport capacity | 1300 Kg/h | 2700 Kg/h | 5400 Kg/h |
| Max. length of the system with inclination maximum | 60 m | 42 m | 30 m |
| Max. length of the system straight line maximum | 72 m | 51 m | 36 m |
| Max. length of the system with 1 extension boot maximum | 117 m | 81 m | 50 m |
| Standard drive-unit* specifications | 0,55Kw 0,75Hp 350 rpm | 0,55Kw 0,75Hp 350 rpm | 1,1Kw 1.5Hp 290rpm |
| PVP pipe outer diameter | 75 mm | 90 mm | 125 mm |
| PVP pipe wall thickness | 3,6 mm | 4,0 mm | 5 mm |
| Maximum inclination of the system | 75° | 75° | 75° |

*0,75Kw / 1Hp drive-unit available as an option

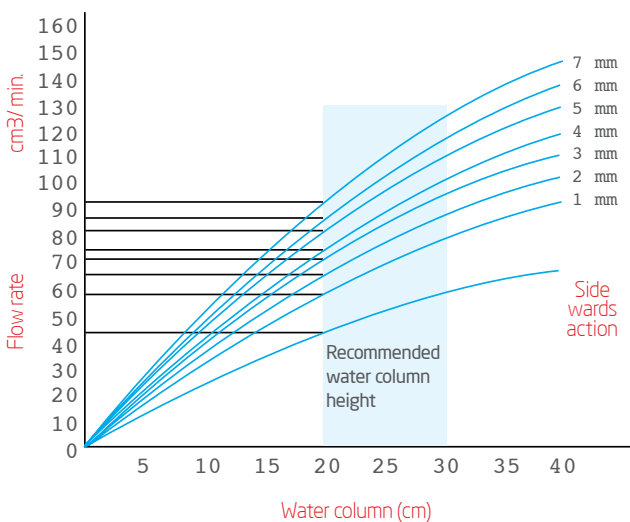




The nipples that are used in Tavsan nipple watering system are made of top quality stainless steel. The quality of the materials used for its plastic components is the guarantee of its long life span. The arrangement of the valve with a large cross section provides optimum water supply.

ADVANTAGES

- Possibility to drink from day one until the end of the cycle.
- Constant fresh and clean drinking water.
- Easy maintenance and cleaning.
- Productive and trouble-free operation.
- Dry manure.
- Helps all birds to rear equally in balance.



The nipples that proved their productivity on layer and breeder birds are made of stainless steel. The "top-nipple" has a flow rate of 30-40 cm³/min. with sideward's and 70-80 cm³/min. with upwards actions. All flow rates are valid for 20 cm water column.

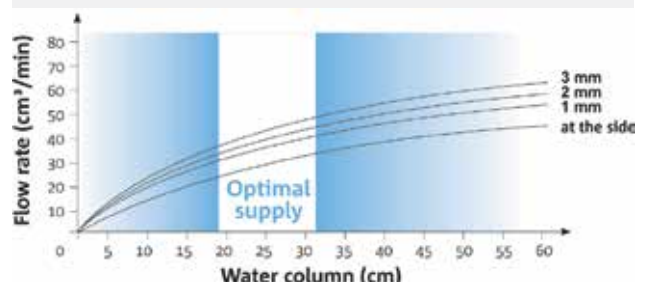
RECOMMENDED NIPPLE COMBINATIONS

| | Stainles steel Nipple (Top nipple) | Combimaster |
|-----------------|------------------------------------|-------------|
| Breeders | | √ |
| Breeder rearing | √ | √ |



ADVANTAGES

- High quality materials provide highest stability and highest functional safety.
- The nipple body rises only 4mm inside the nipple pipe to offer much more easy cleaning.
- The extremely smooth inner surface and the outstanding hygienical characteristics of the plastic material avoid deposits.
- The larger body facilitate the birds to identify the nipple easily.
- Easy cleaning.



NIPPLE WATERING

PRESSURE REGULATOR

Pressure regulator guarantees to supply the needed water in the correct pressure to the nipple watering lines



SLOPE REGULATOR

The slope regulator is used when there is a slope in the house are used in uneven houses. It has 3 versions for of delivery; 10cm, 15cm and 20cm slopes.



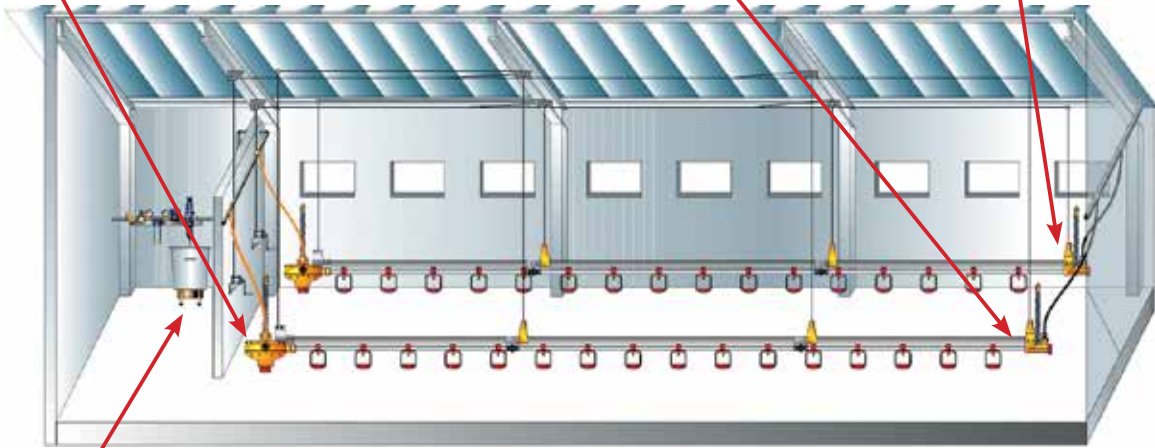
BREATHER UNIT WITH VALVE

Breather revolving unit is installed at the end of the drinking line.



FLUSH BREATHER UNIT

The flush breather unit also monitors the water pressure but offers a much more easier water flushing.



MIXER

The mixer offers the user to mix the vitamins and medicines with water continuously during medication process.

BELL DRINKERS

They are ideal drinkers for layer and breeder houses. The weight ball mechanism allows the drinkers to work automatically on the floor as well as suspended.



Firat Jumbo Drinker



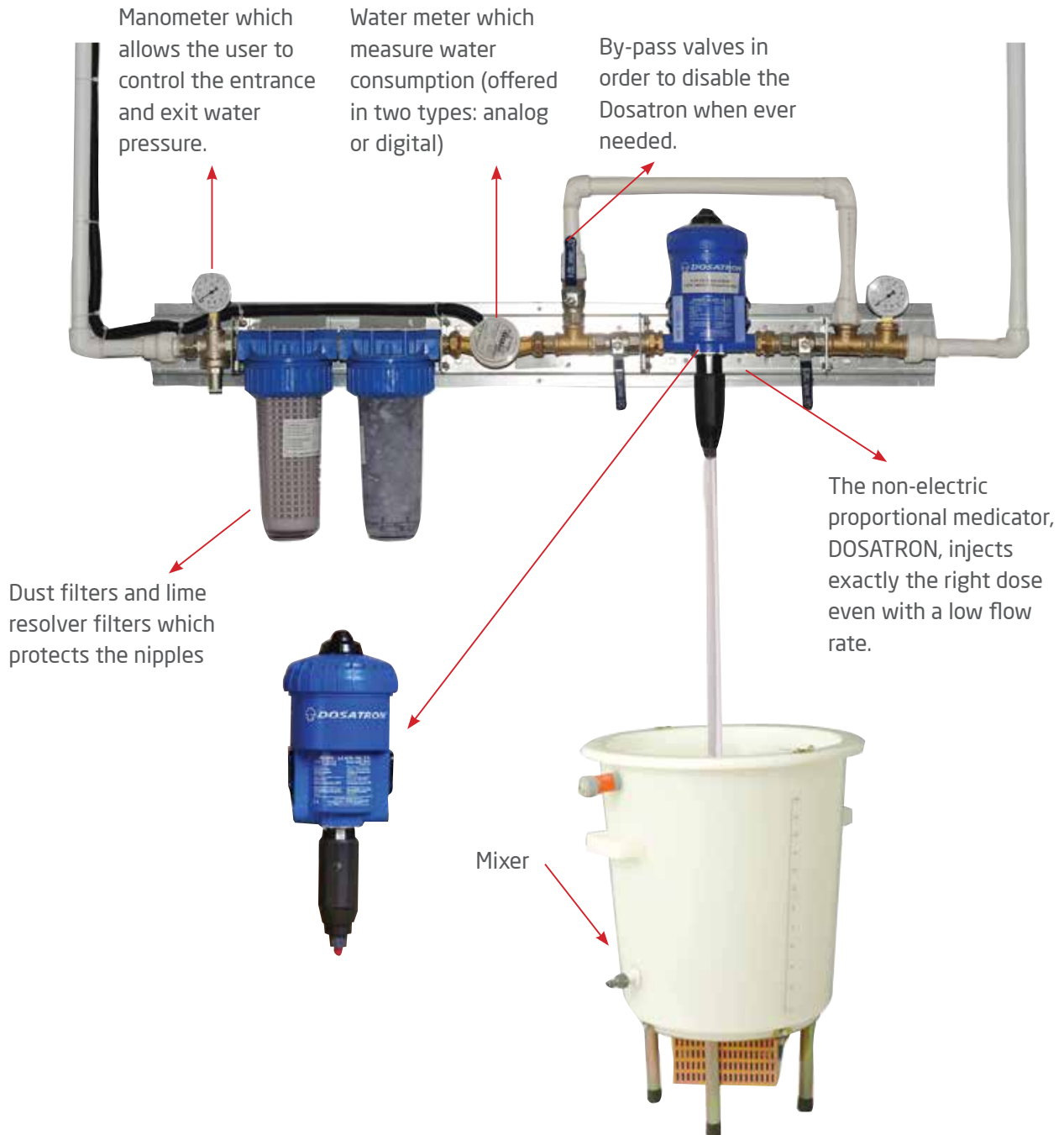
Breeder Drinker



Tav 3a

MEDICATOR GROUP

This compact product is placed in poultry houses before nipple watering lines which offers all the needed controls for efficient watering.



TECHNICAL SPECIFICATIONS

| | |
|--------------------------------|--|
| Adjustable dosage | % 0.2 - 2 [1:500 - 1:50] |
| Water flow rate | 10 L\hour - 2.5 m ³ \hour [0.16 L\min. - 41.66 L\min.] [1\3 US Pint\min. - 11 US GPM] |
| Operating pressure | 0.3 - 6 Bar [4.3 PSI - 85 PSI] |
| Concentrate additive injection | 0.02 L\Sa [0.011 US Fl oz\min.-0.22 US GPM] |
| Maximum water suction height | 4 mt. |

ADVANTAGES

- The dosage remains precise, regular and constantly proportional.
- The Medicator is completely hydraulic and so requires no electrical connections.
- Precise dosing avoids waste.
- The liquid dispenser is easily installed in the water line.



Tavsan promotes the poultry sector ahead through its glamorous new led product.

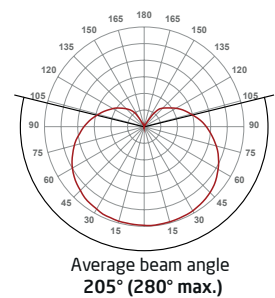
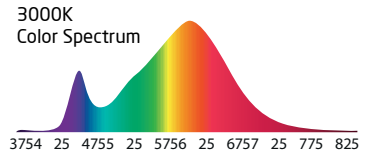
DIMMABLE LED STRING LIGHT BULB

- LED energy saving lamp (8W- 3000 K - 75W incandescent bulb).
- 230V-50/60 Hz, fixing directly to flat cable.
- Available light colours: warmwhite 3000 K.
- High efficiency up to 112 lm/w.
- Average lifetime > 30.000h.
- Perfectly dimmable from 0-100% brightness with iLOX dimmer EPU-1500.
- Non flickering light - FI = < 0,03.
- Fast and flexible fixing.
- Wide beam angle.
- No extra housing needed.
- Dust and waterproof IP68.



LED PERFORMANCE CRITERIA

| | | |
|---------------------|---------------------------------|-------------------------------|
| Voltage | Nominal luminaire input voltage | 220-240V 50/60Hz |
| Mounting method | Screw mount | Fixing directly to flat cable |
| Led driver | Dimmable | 0 - 100% |
| Ingress protection | IP Rating | IP68 |
| Thermal environment | Min. operating temperature | -20°C |
| | Max. lighting temperature | 80°C |
| Nominal CCT | 3000°K | |
| Color | Warmwhite | |
| Weight | 120 gr | |
| Lumen | 900 Lumen / 112 lm/w | |
| Watt | 8 W | |
| Life Span | Over 30.000 hours | |



EPU-1500 ELECTRONIC DIMMER CONTROLLER

- 220VAC Universal controller/AC-dimmer for LED.
- Load 1500VA-max.
- intelligent microprozessor-MOSFET-controller.
- Adjustable to trailing-edge or leading-edge- dimming.
- RS485-digital-interface- communication.
- Protection of overheating/overload/shortcircuit/undervoltage.
- Alarm signalization by buzzer-beep and LEDs.
- VDE certified and IP20 protection class.
- Power supply 220V-50/60Hz .
- Dimensions: 105*90*60mm W*H*D.





Tavsan Tavukçuluk Ekipman San. ve Tic. A.Ş.

Şerifali Mahallesi Mevdudi Sokak Tavsan Plaza No:10 34775 Ümraniye / İstanbul - TÜRKİYE
T. +90 444 6 887 / F. +90 (216) 364 66 30 / tavsan@tavsan.com.tr / www.tavsan.com.tr